

Way to Imola Hostel from
Budapest airport

This guide will show you how to get to Imola by using the **train**

As new to Hungary I would recommend using train as you don't need to talk to anyone and you can book your ticket online unlike the bus.

Train

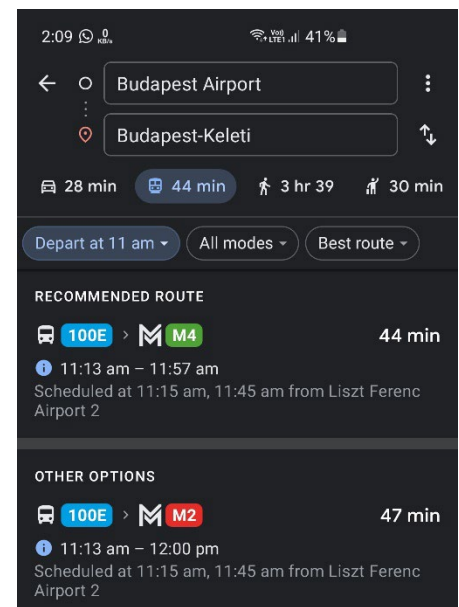
First you will need to download MAV app to book the train ticket that will get you from Keleti station to Eger [Android](#) [iPhone](#) (click to download), **but you will need credit card for the app**, or you can but the ticket at the station itself. After buying it, you will just show it to conductor and will be scanned.

When you leave the airport through gate 1 you will need to get two tickets from the BKK (Budapesti Közlekedési Központ - that is public transport company in Hungary) machine, you will find it on the left when you leave the gate. The first ticket is Airport shuttle bus single ticket for the **100E** bus it costs 900 HUF, second one is from the same machine and it is single ticket for 350 HUF to get you to Keleti station, from it you will take the train to Eger then it is just 15-20 min walking (depending on your luggage 😊)

Btw, you can change the language from the bottom of screen to English.

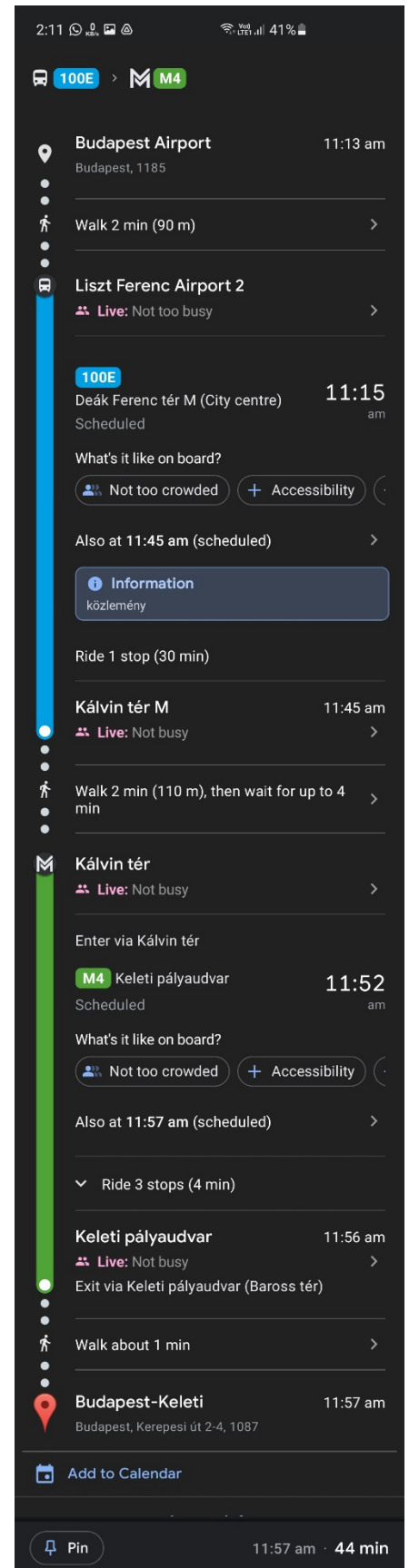


For choosing which one, it doesn't really matter if you will go by M4 or M2 metro but I usually take M4.

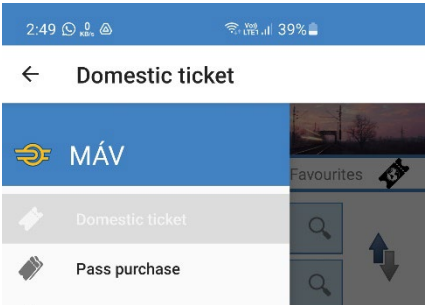


For the way you will need to get to [100E](#) (Link for route) that's where you will use the 900 HUF ticket, you will find already two workers from the company at the place of bus stop that will stamp the ticket for you and even help you to buy it.

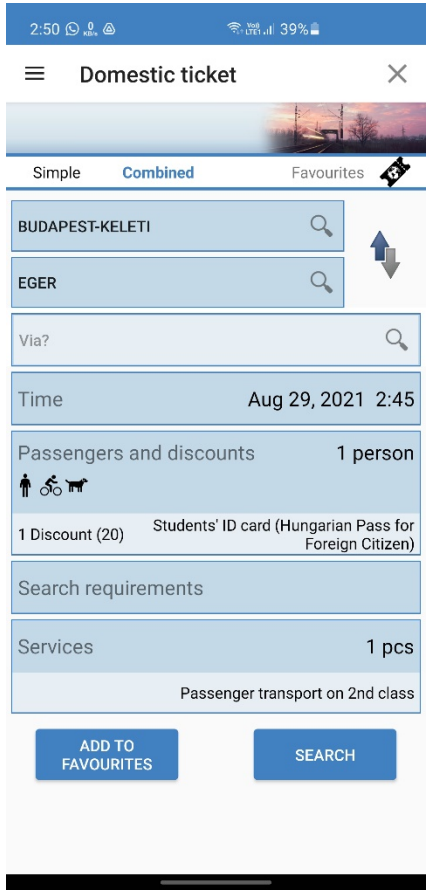
Exit it on the first stop that is [Kálvin tér](#), then get to M4 metro, at the end of the line that is Keleti station, exit it (if it first time and don't know from where, just follow who is going out with you, works everytime)



Now for buying the ticket through MAV app, after you sign for the app, swipe right and select Domestic ticket search for Budapest Keleti to Eger



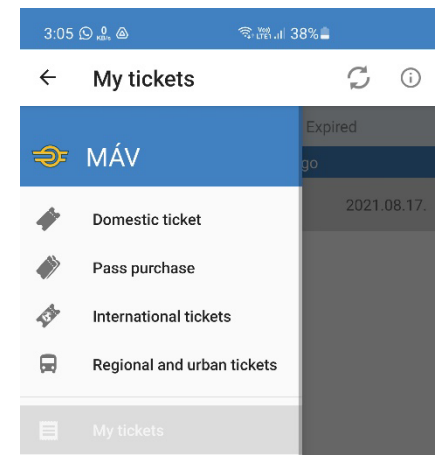
It might ask you for some info like date of birth and how many tickets you want.



You will notice three colors here, black, blue and green, green is good, stick to green, because the others have changes and trust me you don't want to move all your language and run after the train. It leaves each hour so in case you came early, take a little rest and buy donut.

Budapest-Keleti - Eger		
2021- Aug-29 2:45		
3:55 - 6:22	2 hour 27 minute	1 690 HUF
2 with change		
5:00 - 7:07	2 hour 7 minute	1 690 HUF
6:00 - 7:48	1 hour 48 minute	1 690 HUF
7:00 - 8:48	1 hour 48 minute	1 690 HUF
7:30 - 9:27	1 hour 57 minute	2 195 HUF
1 with change		

After getting a message you bought the train (and also email with the ticket), swipe right again and select My ticket and choose the one you bought to show it when in train.



Getting to the real world and now you entered Keleti station, you will find a big electric board that shows the time for each train and the terminal for it. The train to Eger is usually on terminal 3 or 4, once you enter the station, go to left and keep walking until you see the terminal which will have screen that shows that this is Eger line and the stations that the train will stop in it, but it doesn't matter as you will leave at the end of line, now get to the train and enjoy the beautiful view from it.

If you have more questions, you can reach me on [facebook](#)